



2018 PROFILE

— GLOBAL INSTITUTIONAL PROFILES PROJECT

UNIVERSITY OF SÃO PAULO

—
Thank you for your
continued
participation and
support of the
Global Institutional

INTRODUCTION

The Global Institutional Profiles Project creates accurate and comprehensive profiles of research institutions around the world.

With reliable and objective data on each institution, users of the data in these profiles and elsewhere are better equipped to:

- Validate and quantify executive and strategic decisions
- Support marketing, publicity and other promotional efforts
- Supplement rankings and other assessment initiatives with additional indicators of excellence

By working closely with a multitude of personnel from universities and other related institutions around the world, we have been able to create the richest, clearest profiles to date—portraits of facts and figures on research activity, funding, students, and staff, supported by verifiable indicators from Clarivate Analytics.

ABOUT THE REPORT

This Profile supplements the Institutional Profiles data available in *InCites™* and is provided to organizations contributing to the institutional profiles project. It is based on data from three main sources: data provided by the institution directly to Clarivate Analytics data on the institution's publications and citations from *Web of Science™*; and the results of the annual Academic Reputation Survey.

For more information please see: <http://ips.clarivate.com/globalprofilesproject/>

Clarivate Analytics has conducted extensive validation of the data and applied powerful analytical techniques to interpret and present the data in a meaningful way.

This Profile and all data included herein may be used as a promotional and/or marketing device, as a management tool to be shared internally with colleagues for purposes of evaluation, or to provide institutional research executives with information on research performance. The information in this report may be used to assist students or faculty in the selection of your institution. You may use this report in the following ways:

- Post it on your institution's website (see below)
- Share with administrators at other institutions
- Submit with research assessments or government and funding proposals

Please note the data tables and individual performance results are the property of Clarivate Analytics. Use of any of the information must include the following notice: "Clarivate Analytics reserves all rights to the data and data should not be extracted, republished, redistributed or used for any commercial purpose."

UNIVERSITY OF SÃO PAULO

CONTACT INFORMATION

University of São Paulo
Rua da Reitoria 374 7o. Andar
05508-220
São Paulo - SP
Brazil

Tel: +55-11-3091-3500

URL: <http://www.usp.br/>

Email: gr@usp.br

Facebook: <http://www.facebook.com/usponline>

Twitter: <http://twitter.com/usponline>

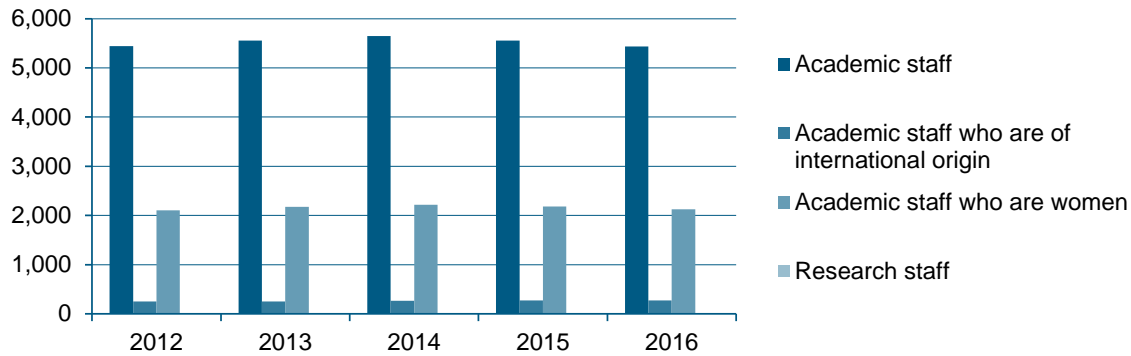
BRIEF DESCRIPTION

University of São Paulo (USP) is one of the largest and most important research, technological and higher education institution of Brazil and Latin America. Founded in 1934, USP is a public state institution, and has campi located in eight cities in the state of São Paulo (Bauru, Lorena, Piracicaba, Pirassununga, Ribeirão Preto, Santos, São Carlos and São Paulo). USP offers 300 undergraduate programs and 222 graduate programs (MSc and PhD degrees), in all fields of knowledge, with tuition free for regular and exchange students.

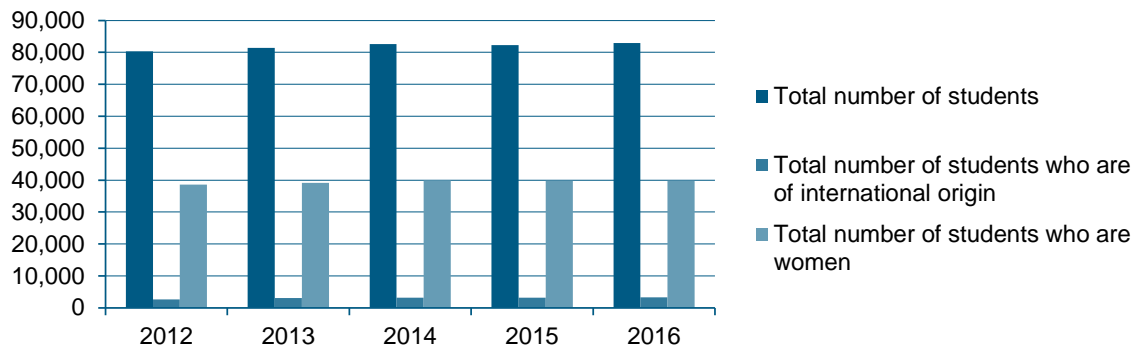
Altogether, there are about 90,000 enrolled students at USP. Its academic structure is organized into 42 schools, 6 specialized institutes, and four important museums, which receive over one-million visitors each year. USP also offers 984 extra-curricular programs for its students and the wider community that range from science and culture to innovative health care and therapy. USP has two major hospitals and dental health centers that directly benefit the population, and a partnership with two of the best hospitals in the cities of São Paulo and Ribeirão Preto. There are also sports practice centers, theaters, symphonic and chamber orchestras, and many other scientific and cultural diffusion centers. USP is a research-led institution, and since its foundation it has maintained a leadership role in Brazilian scientific and scholarly production, being responsible for 22% of all Brazilian academic output.

UNIVERSITY OF SÃO PAULO

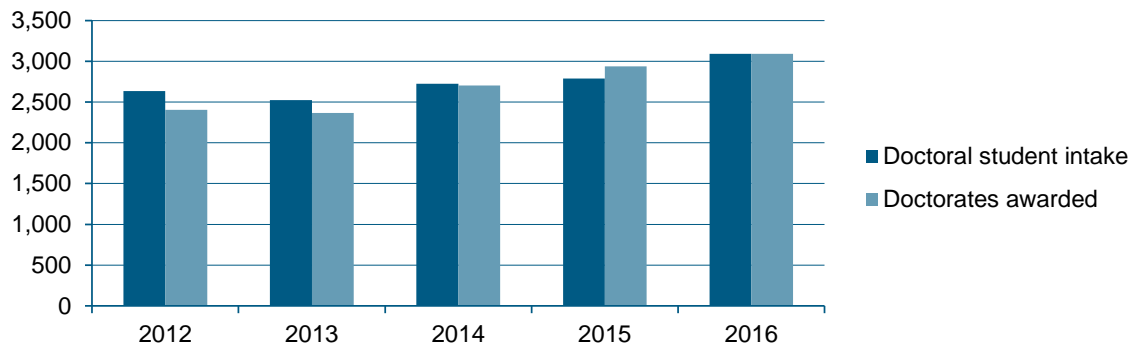
ACADEMIC & RESEARCH STAFF



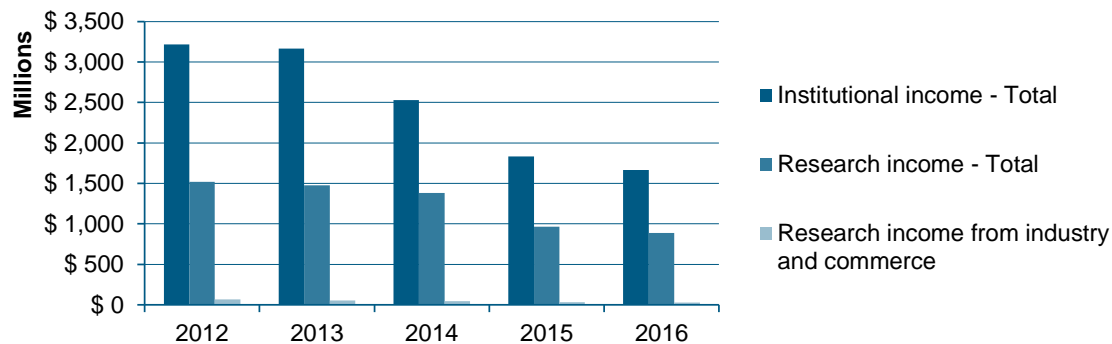
TOTAL NUMBER OF STUDENTS



DOCTORAL STUDENT INTAKE / OUTPUT



FUNDING



UNIVERSITY OF SÃO PAULO

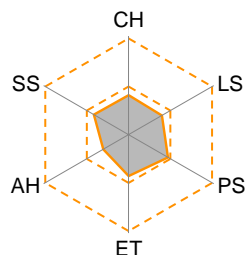
INSTITUTIONAL INDICATORS

	2012	2013	2014	2015	2016
Academic Staff	5,441	5,557	5,648	5,559	5,434
- who are of international origin	250	253	266	275	270
- who are women	2,107	2,176	2,217	2,179	2,124
Research Staff	0	0	0	0	0
Total number of students	80,290	81,402	82,587	82,258	82,962
- who are of international origin	2,652	3,060	3,176	3,137	3,239
- who are women	38,535	39,185	39,867	39,745	39,823
Undergraduate student intake	10,990	11,464	11,368	11,057	10,928
Undergraduate degrees awarded	7,963	7,452	8,007	7,744	7,962
Master or equivalent student intake	3,374	3,476	3,559	3,913	4,495
Master's degrees awarded	3,528	3,730	3,625	3,742	3,879
Doctoral students admitted	2,634	2,522	2,725	2,787	3,092
Doctorates awarded	2,404	2,364	2,704	2,939	3,091
Institutional income	\$ 3,217,200,675	\$ 3,166,071,500	\$ 2,527,113,572	\$ 1,831,899,033	\$ 1,663,351,441
Research income	\$ 1,519,368,066	\$ 1,473,954,120	\$ 1,383,372,721	\$ 965,134,154	\$ 887,130,149
- Research income from industry and commerce	\$ 66,785,908	\$ 52,883,673	\$ 45,182,650	\$ 29,833,883	\$ 28,474,530

SUBJECT SPECIFIC DATA - TEACHING AND INSTITUTIONAL

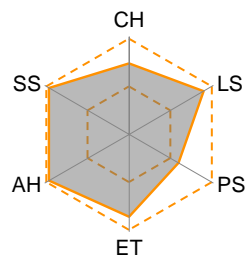
Academic staff / students

CH	Clinical, pre-clinical & health	39
LS	Life sciences	38
PS	Physical sciences	45
ET	Engineering & technology	41
AH	Arts & humanities	28
SS	Social sciences	40



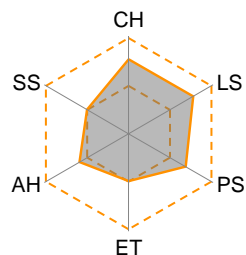
Doctoral degrees awarded / academic staff

CH	Clinical, pre-clinical & health	72
LS	Life sciences	88
PS	Physical sciences	58
ET	Engineering & technology	84
AH	Arts & humanities	95
SS	Social sciences	95



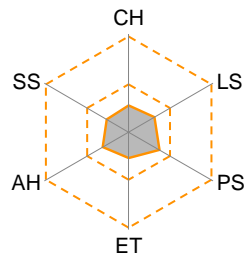
Teaching reputation

CH	Clinical, pre-clinical & health	76
LS	Life sciences	76
PS	Physical sciences	67
ET	Engineering & technology	48
AH	Arts & humanities	57
SS	Social sciences	48



Academic staff - international / academic staff

CH	Clinical, pre-clinical & health	26
LS	Life sciences	29
PS	Physical sciences	35
ET	Engineering & technology	25
AH	Arts & humanities	29
SS	Social sciences	24

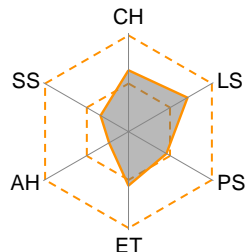


Where tables and graphs display blanks, either the university has not supplied data or a score was removed due to being highly anomalous.

SUBJECT SPECIFIC DATA - RESEARCH & CITATION IMPACT

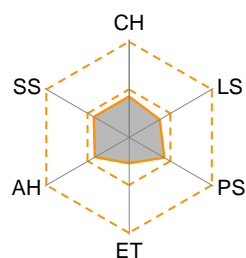
Papers / academic and research staff

CH	Clinical, pre-clinical & health	62
LS	Life sciences	69
PS	Physical sciences	44
ET	Engineering & technology	54
AH	Arts & humanities	21
SS	Social sciences	31



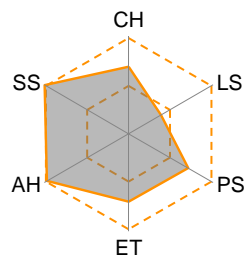
Normalized Citation Impact (country adjusted)

CH	Clinical, pre-clinical & health	41
LS	Life sciences	35
PS	Physical sciences	41
ET	Engineering & technology	25
AH	Arts & humanities	39
SS	Social sciences	41



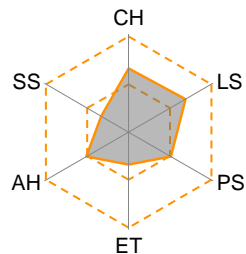
Research income / academic staff

CH	Clinical, pre-clinical & health	68
LS	Life sciences	37
PS	Physical sciences	70
ET	Engineering & technology	69
AH	Arts & humanities	97
SS	Social sciences	99



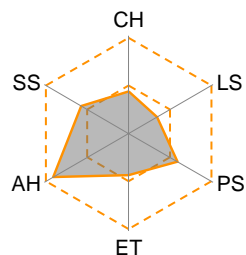
Research reputation

CH	Clinical, pre-clinical & health	65
LS	Life sciences	67
PS	Physical sciences	49
ET	Engineering & technology	32
AH	Arts & humanities	49
SS	Social sciences	31



Papers - international co-author / papers

CH	Clinical, pre-clinical & health	42
LS	Life sciences	32
PS	Physical sciences	57
ET	Engineering & technology	42
AH	Arts & humanities	89
SS	Social sciences	55

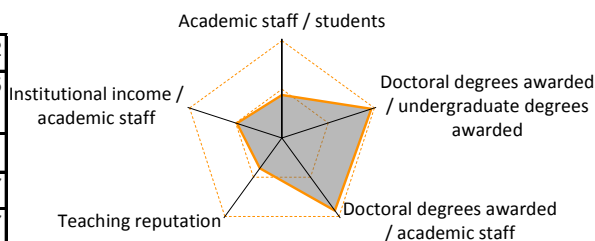


UNIVERSITY OF SÃO PAULO

InCites™ INSTITUTIONAL PROFILES INDICATORS

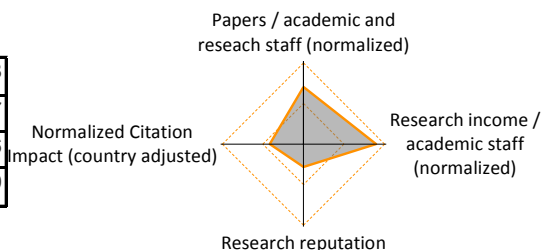
TEACHING INDICATORS

Academic staff / students	42
Doctoral degrees awarded / undergraduate degrees awarded	95
Doctoral degrees awarded / academic staff (normalized)	91
Teaching reputation	37
Institutional income / academic staff	47



RESEARCH INDICATORS

Papers / academic and research staff (normalized)	68
Research income / academic staff (normalized)	87
Research reputation	26
Normalized Citation Impact (country adjusted)	40

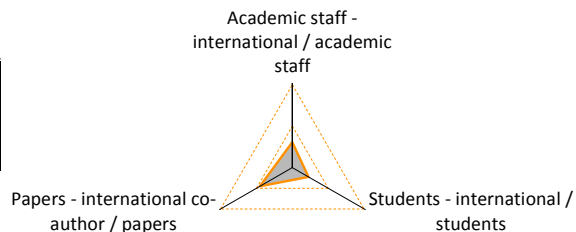


INDUSTRY INDICATORS

Research income from industry / academic staff	36
Industrial co-authorships *	N/A

INTERNATIONAL OUTLOOK INDICATORS

Academic staff - international / academic staff	29
Students - international / students	21
Papers - international co-author / papers	43



Note: Values and scale on tables and diagrams are cumulative probability scores, representing your institution's place compared to other institutions. Dotted line on the diagram represents a cumulative probability of 50 i.e. the median value. Maximum value is 100.

SUMMARY

We hope you find this report informative and look forward to many years of collaboration to improve our multidimensional approach to institution profiling, data validation, and qualitative assessment. For over half a century, Clarivate Analytics, formerly the IP & Science business of Thomson Reuters has pioneered the world of citation indexing and analysis. All of our analytics tools and services are underpinned by the gold standard citation data in the *Web of Science*. We are therefore uniquely positioned to help you and your institution make informed decisions about current and future research and organizational strategies. We look forward to continuing our partnership with you and welcome any feedback you may have.

The data presented in this report represent just a fraction of what you can obtain when you subscribe to *InCites*, the web-based evaluation tool. The *InCites* platform enables you to access data alongside both article-level and aggregated data and metrics to assess the impact and influence of people, departments, institutions, regions, and publications within the broader research ecosystem.

InCites allows you to objectively and accurately assess the return on your research investments and activities. Starting with a foundation of trusted *Web of Science* data, you can create visually impactful reports to help:

- **Develop** a clear picture of the research activity at your organization—an indicator of future success
- **Measure and benchmark** the research performance of your people, programs and peers to properly allocate funding and attract new talent
- **Facilitate** collaborations that advance your strategic goals and support internal review, reporting and promotional processes

WHO WE ARE

Clarivate™ Analytics accelerates the pace of innovation by providing trusted insights and analytics to customers around the world, enabling them to discover, protect and commercialize new ideas, faster. Formerly the Intellectual Property and Science business of Thomson Reuters, we've been assisting our customers for over 60 years. Now as an independent company with over 4,000 employees, operating in more than 100 countries around the world, we remain expert, objective and agile. For more information, please visit us at [Clarivate.com](https://www.clarivate.com).

If you have any questions about this report please contact

Clarivate Analytics

1500 Spring Garden Street, 4th Floor

Philadelphia, PA 19130

T/ +1 215 823 1752

E/ science.profilesproject@clarivate.com